



# JAWAHARLAL NEHRU TECHNOLOGICAL UNIVERSITY HYDERABAD

Kukatpally, Hyderabad - 500085

NOTIFICATION FOR B.TECH II YEAR I SEM REGULAR/SUPPLY & II YEAR II SEM SUPPLY EXAMINATIONS FEBRUARY-2022

FOR

## **B.TECH - II YEAR - I SEMESTER REGULAR/ SUPPLEMENTARY EXAMINATIONS (R18 ) REGULATIONS**

*[For R18 –2018, 2019,2020 REGULAR ADMITTED BATCHES AND 2019,2020,2021 LATERAL ENTRY ADMITTED BATCHES ONLY ]*

## **B.TECH - II YEAR - I SEMESTER SUPPLEMENTARY EXAMINATIONS (R16 ) REGULATIONS**

*For R16 – 2016, 2017 REGULAR ADMITTED BATCHES AND 2017, 2018 LATERAL ENTRY ADMITTED BATCHES ONLY ]*

## **B.TECH - II YEAR - I SEMESTER SUPPLEMENTARY EXAMINATIONS (R15/R13/R09) REGULATIONS.**

*[For R15-2015 REGULAR ADMITTED BATCHES AND 2016 LATERAL ENTRY ADMITTED BATCHES ONLY AND*

*For R13-2013,2014 REGULAR ADMITTED BATCHES AND 2014 ,2015 LATERAL ENTRY ADMITTED BATCHES ONLY AND R09-2012 REGULAR ADMITTED BATCHES ONLY]*

## **B.TECH - II YEAR - II SEMESTER SUPPLEMENTARY EXAMINATIONS (R18/R16/R15/R13/R09) REGULATIONS.**

*[For R18 –2018,2019 REGULAR ADMITTED BATCHES AND 2019 ,2020 LATERAL ENTRY ADMITTED BATCHES ONLY ]*

*[For R16 – 2016, 2017 REGULAR ADMITTED BATCHES AND 2017 , 2018 LATERAL ENTRY ADMITTED BATCHES ONLY AND*

*For R15 – 2015 REGULAR ADMITTED BATCHES AND 2016 LATERAL ENTRY ADMITTED BATCHES ONLY AND*

*For R13-2013, 2014 REGULAR ADMITTED BATCHES AND 2014 ,2015 LATERAL ENTRY ADMITTED BATCHES ONLY AND R09-2012 REGULAR ADMITTED BATCHES ONLY]*

The students appearing for the above examinations commencing from **28-02-2022** are to note that the on-line registration for University examinations will be carried out as per the time schedule given below:

EXAM REGISTRATION	START DATE	END DATE
Without Late Fee	24-01-2022	07-02-2022
With Late Fee Of Rs.100 /-	08-02-2022	14-02-2022
With Late Fee Of Rs.1000 /-	15-02-2022	17-02-2022
With Late Fee Of Rs.2000 /-	18-02-2022	20-02-2022
With Late Fee Of Rs.5000 /-	21-02-2022	26-02-2022
With Late Fee Of Rs.10000 /- * This late fee application should be manually submitted along with demand draft.	27-02-2022	Till end of the exams

## **EXAMINATION FEE FOR II YEAR I SEM REGULAR/SUPPLY AND II YEAR II SEM SUPPLY :**

FOR WHOLE EXAMINATION (ALL SUBJECTS)	Rs.760/-
FOR ONE SUBJECT (THEORY/PRACTICAL)	Rs.360/-
FOR TWO SUBJECTS (THEORY/PRACTICAL/BOTH)	Rs.460/-
FOR THREE SUBJECTS (THEORY/PRACTICAL/BOTH)	Rs.560/-
FOR FOUR SUBJECTS & ABOVE (THEORY/PRACTICAL/BOTH)	Rs.760/-

**Note :**

i) The students have to contact the Principal for online registration of Examinations (both Regular & Supply) for the forthcoming University Exams. The exam registrations have to be directly carried out by logging in to University registrations server from the respective colleges.

ii) **JNTUH through Proceeding No. JNTUH/EB/11148/2/2018 Dated.20-01-2018 have extended certain benefits to Physically Handicapped students (deaf, dumb, hearing impaired, orthopedically handicapped and visually handicapped) such as exemption from payment of examination fee and pass marks. The principals may submit the certificate of permanent disability in the year of admissions and it holds good for entire duration of the course. The colleges need not submit proof of disability for every series of exams (Only in case of permanent disability).**

iii) For the students applied for RC/RV, if the results are not declared by the time of start of registrations for exams, the students are advised to register as per the time schedule given in this notification even for the subjects in which they have failed and waiting for RC/RV results. However, if the student passes the examination in RC/RV results, the examination fee paid for passed subjects will be refunded by the concerned Principals and the registrations of the student in that subject will be automatically deleted.

iv) Hall tickets are to be issued by the Principal only to the eligible candidates who fulfill the academic requirements of the University. The students are informed to note that mere payment of examination fee does not guarantee eligibility for appearing for examination.

v) **Following services are available in the student service portal with URL <https://student services.jntuh.ac.in/oss>**  
a) **Old semester exam question papers (UG, PG & Pre- PhD)** b) **Syllabus of pervious years**  
c) **Convocation notification and other services.**

**Date: 20-01-2022.**

Sd/-  
**DIRECTOR OF EVALUATION**

# Bhoj Reddy Engineering College for Women

## Academic and Examination Section

### CIRCULAR

#### Supplementary Exam Fee Payment

Date: 28 January 2022

All the Students of BRECW are hereby informed that to note the following instructions regarding Supplementary Exam Fee Payment:

1. Students must note the deadlines in the JNTUH Notification.
2. The Supplementary Exam Fee Payment must be done by Depositing **online** to the BRECW UBI Account **only** Using Net Banking / Mobile Banking / NEFT / UPI Payments (Google Pay, Phonepe, etc.). **There must be separate transaction Student wise and Exam wise. Do not pay in groups or bulk**
3. The details of the BRECW UBI Account are :
  - a. Name of the A/C Holder : M/s Bhoj Reddy Engineering College for Women
  - b. Bank Account Number : 054810100176009
  - c. Name of the Bank : Union Bank of India
  - d. IFSC Code : UBIN0805483
4. After successfully depositing of the fee amount online the hardcopy of the Payment acknowledgment should be submitted to Academic & Examination Section.
5. The correct details of your registration must be entered in the right page of the Register provided.
6. The **Exam Registration will not be done** if either of the above two tasks are not completed by the Student.



Principal

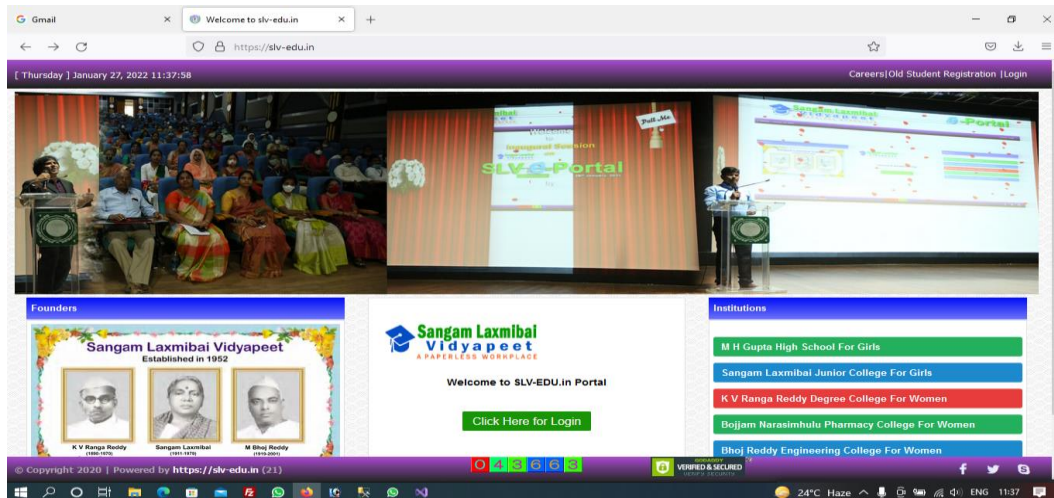
**PRINCIPAL**

Bhoj Reddy Engineering College for Women  
Vinaynagar, Santoshnagar Crossroads,  
Hyderabad-500 059, Telangana

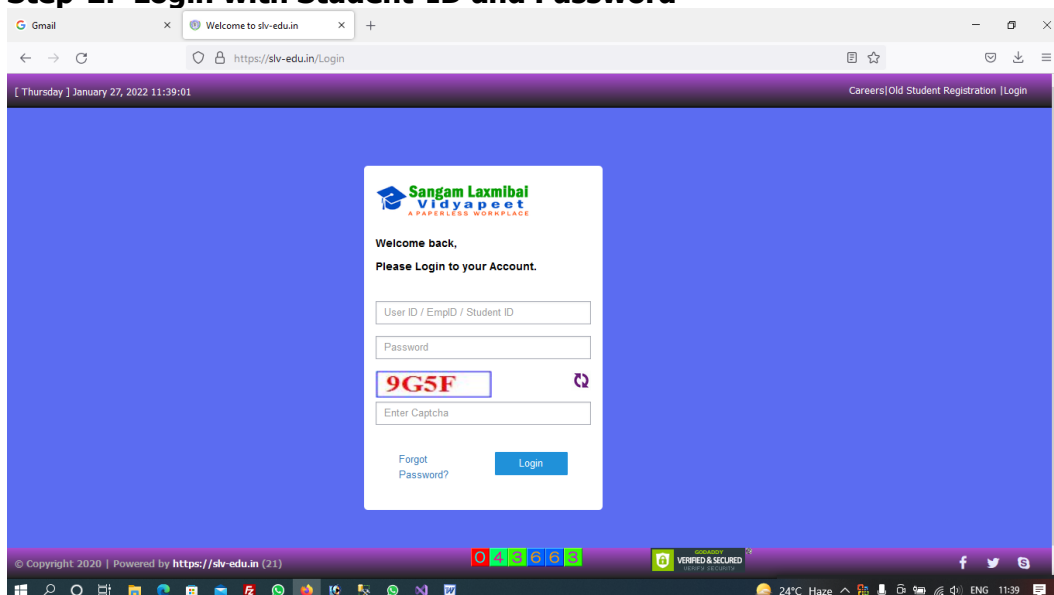


# Student User Manual for College Fee/Exam Fee Payment through **SLV e-Portal**

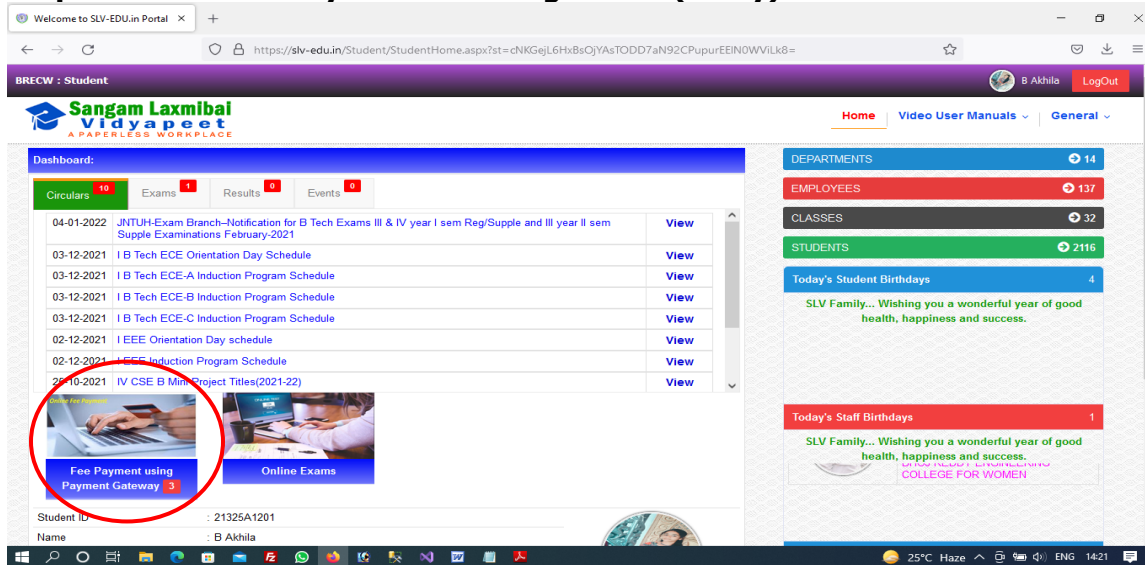
**Step-1: Open <https://slv-edu.in> portal**



**Step-2: Login with Student-ID and Password**



## Step-3: Check the Payments Pending Status (if any)



Dashboard: Circulars 10 Exams 1 Results 0 Events 0

04-01-2022 JNTUH-Exam Branch-Notification for B Tech Exams III & IV year I sem Reg/Supple and III year II sem Supple Examinations February-2021 View

03-12-2021 I B Tech ECE Orientation Day Schedule View

03-12-2021 I B Tech ECE-A Induction Program Schedule View

03-12-2021 I B Tech ECE-B Induction Program Schedule View

03-12-2021 I B Tech ECE-C Induction Program Schedule View

02-12-2021 I EEE Orientation Day schedule View

02-12-2021 I EEE Induction Program Schedule View

26-10-2021 IV CSE B Mini-Project Titles(2021-22) View

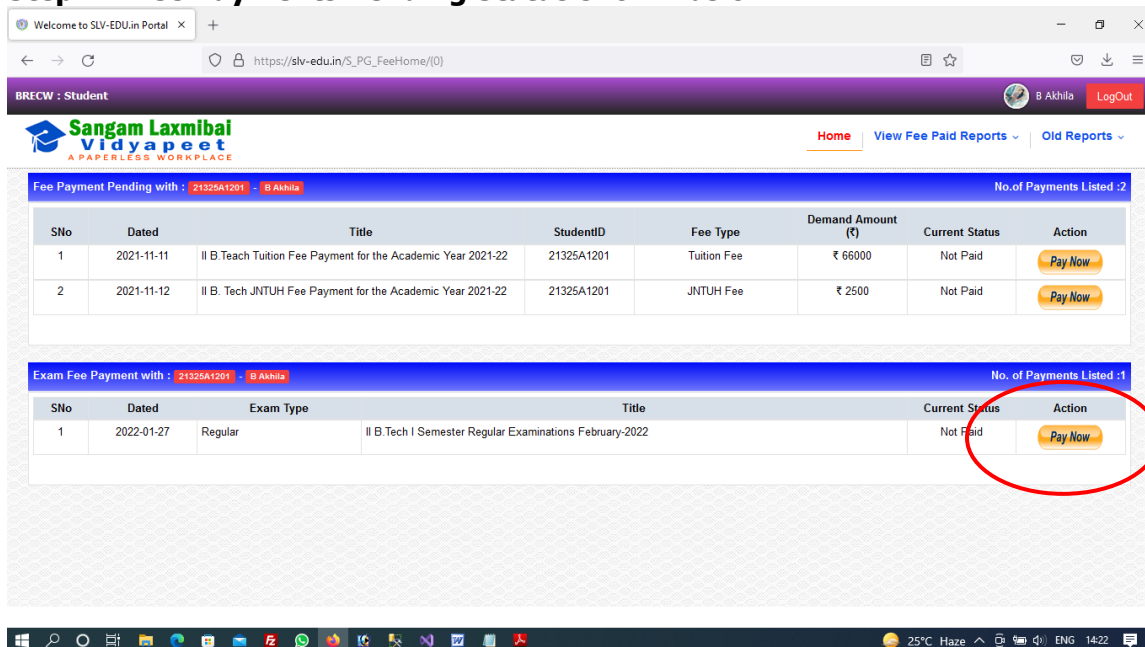
Student ID : 21325A1201  
Name : B Akhila

DEPARTMENTS 14  
EMPLOYEES 137  
CLASSES 32  
STUDENTS 2116

Today's Student Birthdays 4  
SLV Family... Wishing you a wonderful year of good health, happiness and success.

Today's Staff Birthdays 1  
SLV Family... Wishing you a wonderful year of good health, happiness and success.

## Step-4: Fee Payments Pending Status shown below



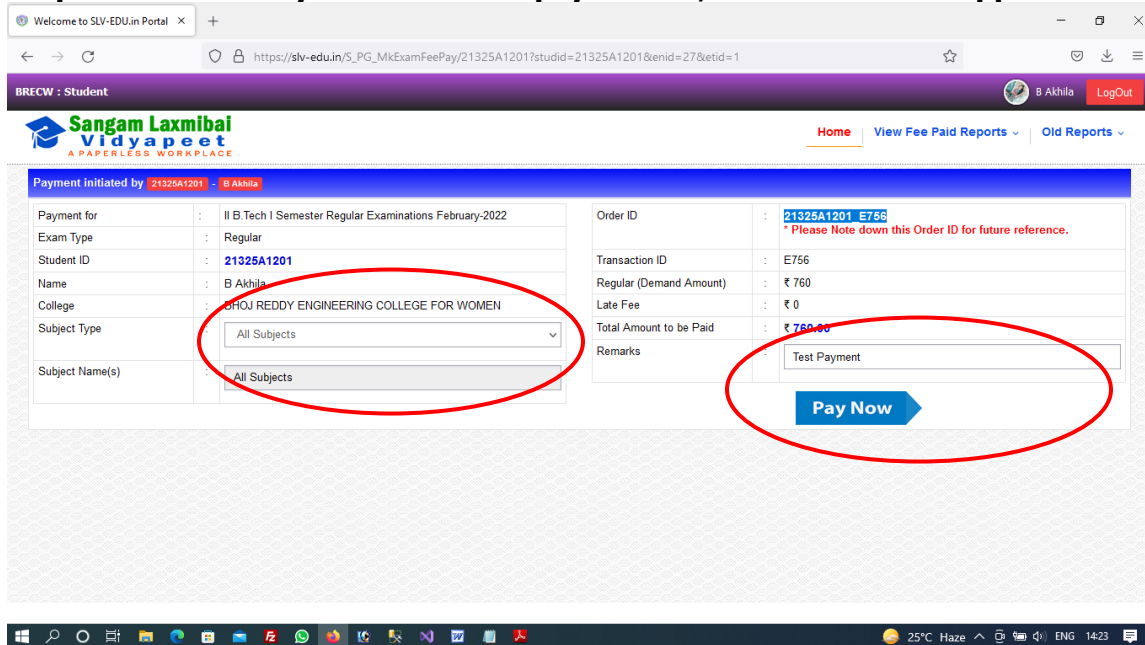
Fee Payment Pending with : 21325A1201 - B Akhila No. of Payments Listed : 2

SNo	Dated	Title	StudentID	Fee Type	Demand Amount (₹)	Current Status	Action
1	2021-11-11	II B.Tech Tuition Fee Payment for the Academic Year 2021-22	21325A1201	Tuition Fee	₹ 66000	Not Paid	<a href="#">Pay Now</a>
2	2021-11-12	II B. Tech JNTUH Fee Payment for the Academic Year 2021-22	21325A1201	JNTUH Fee	₹ 2500	Not Paid	<a href="#">Pay Now</a>

Exam Fee Payment with : 21325A1201 - B Akhila No. of Payments Listed : 1

SNo	Dated	Exam Type	Title	Current Status	Action
1	2022-01-27	Regular	II B.Tech I Semester Regular Examinations February-2022	Not Paid	<a href="#">Pay Now</a>

## Step-5: Click on PayNow Button to pay the fee, next screen will appear like below



Welcome to SLV-EDU.in Portal

https://slv-edu.in/S\_PG\_MkExamFeePay/21325A1201?studid=21325A1201&enid=27&etid=1

BRECW : Student

B Akhila LogOut

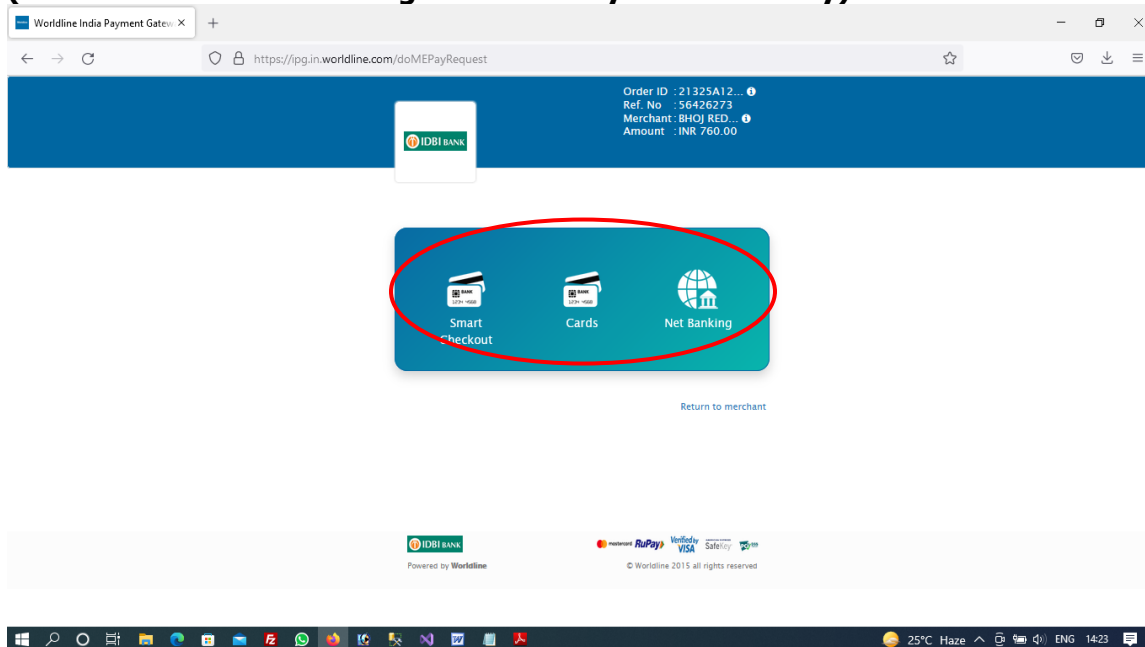
Home View Fee Paid Reports Old Reports

Payment initiated by 21325A1201 - B Akhila

Payment for	: II B.Tech I Semester Regular Examinations February-2022	Order ID	: 21325A1201 E756 * Please Note down this Order ID for future reference.
Exam Type	: Regular	Transaction ID	: E756
Student ID	: 21325A1201	Regular (Demand Amount)	: ₹ 760
Name	: B Akhila	Late Fee	: ₹ 0
College	: BHOJ REDDY ENGINEERING COLLEGE FOR WOMEN	Total Amount to be Paid	: ₹ 760.00
Subject Type	: All Subjects	Remarks	: Test Payment
Subject Name(s)	: All Subjects		

Pay Now

## Step-6: Select Subject Type Option and Remarks, then click on 'Pay Now' button (It will redirect to following screen of Payment Gateway)



Worldline India Payment Gateway

https://pg.in.worldline.com/doMEPayRequest

Order ID : 21325A12...  
Ref. No : 56426273  
Merchant : BHOJ RED...  
Amount : INR 760.00

IDBI BANK

Smart checkout Cards Net Banking

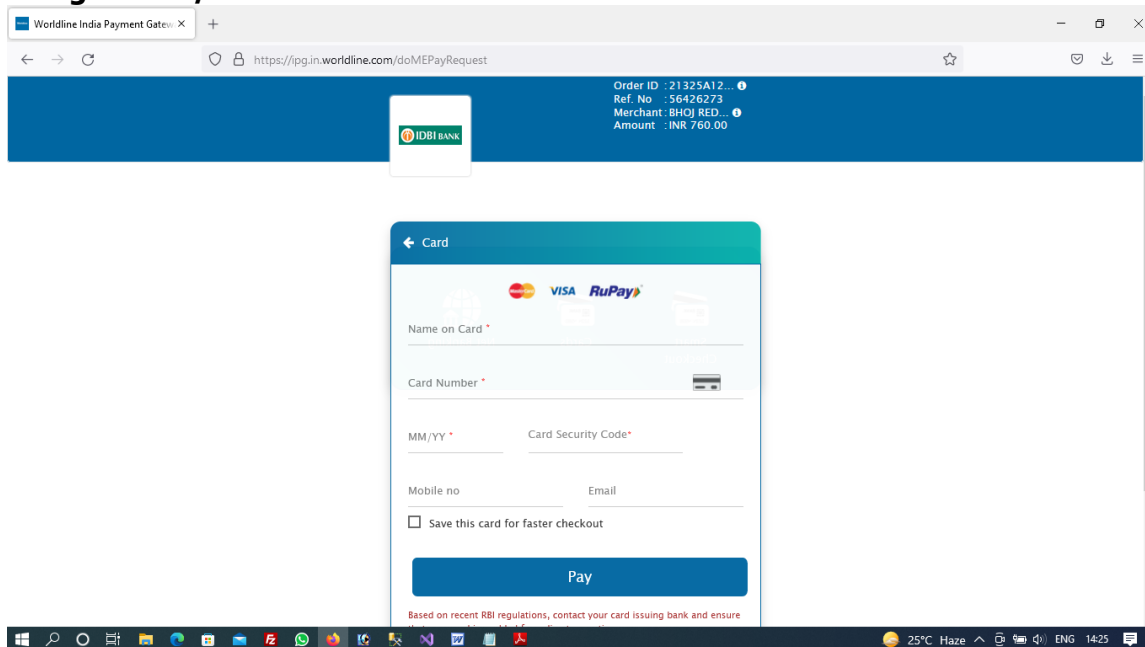
Return to merchant

Powered by Worldline

© Worldline 2015 all rights reserved



## Step-7: if selected Cards Option ... the following screen will appear to pay fee by using Credit / Debit Cards



Worldline India Payment Gateway

Order ID : 21325A12...  
Ref. No : 56426273  
Merchant : BHOJ RED  
Amount : INR 760.00

← Card

MasterCard VISA RuPay

Name on Card \*

Card Number \*

MM/YY \* Card Security Code \*


Mobile no Email

☐ Save this card for faster checkout

Pay

Based on recent RBI regulations, contact your card issuing bank and ensure

## Step-8: if selected Net banking Option ... the following screen will appear to pay fee by choosing respective bank



Worldline India Payment Gateway

Order ID : 21325A12...  
Ref. No : 56426273  
Merchant : BHOJ RED  
Amount : INR 760.00

← Net Banking

EQUITAS BANK OBC DCB BANK

KARUR VYSYA SOUTH INDIAN BANK CSB BANK LTD

Select Bank \*

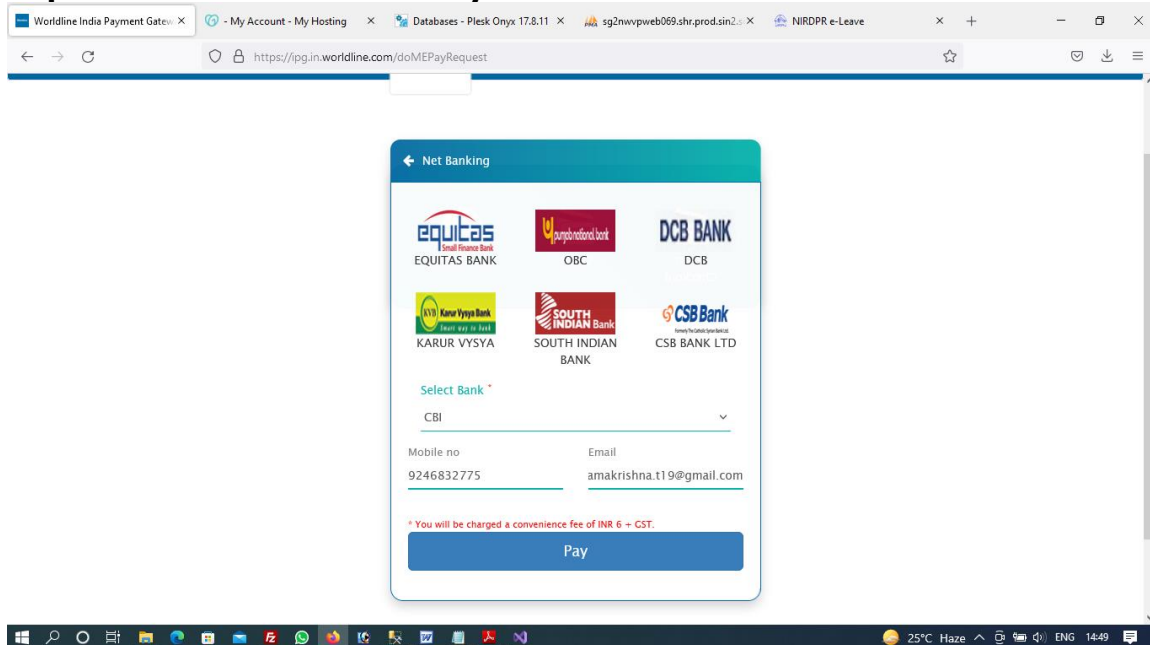
CBI

Mobile no Email

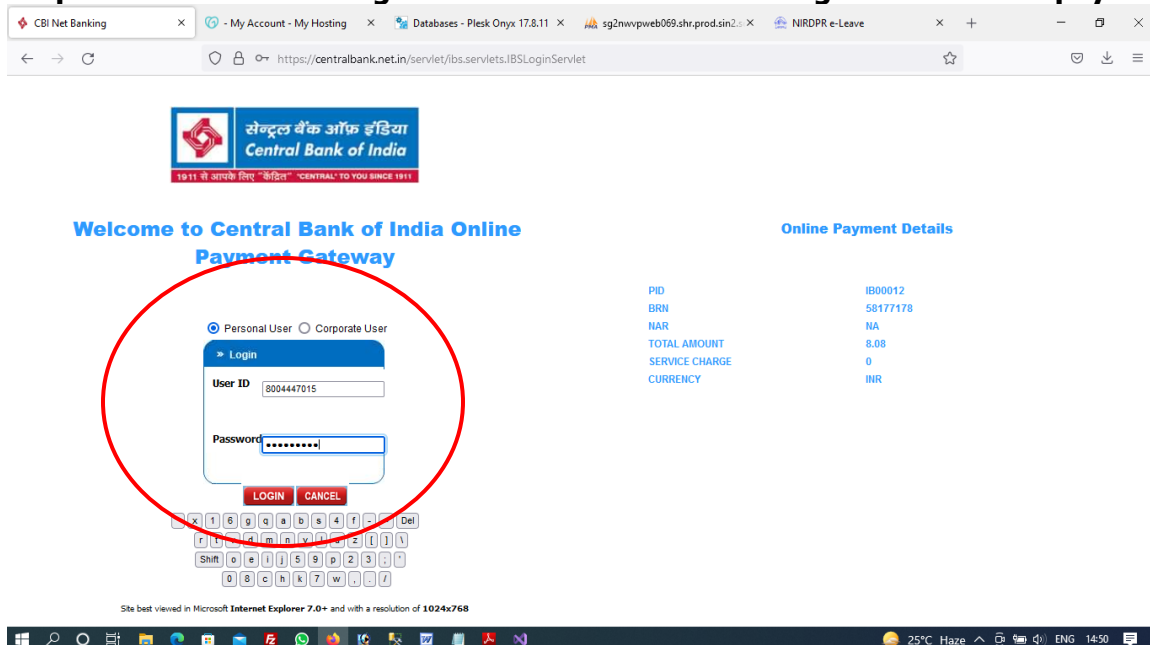
9246832775 amakrishna.t19@gmail.com

\* You will be charged a convenience fee of INR 6 + GST

## Step-9: As an example here.. I selected Net Banking Option (CBI Bank) provide required details and click on Pay button

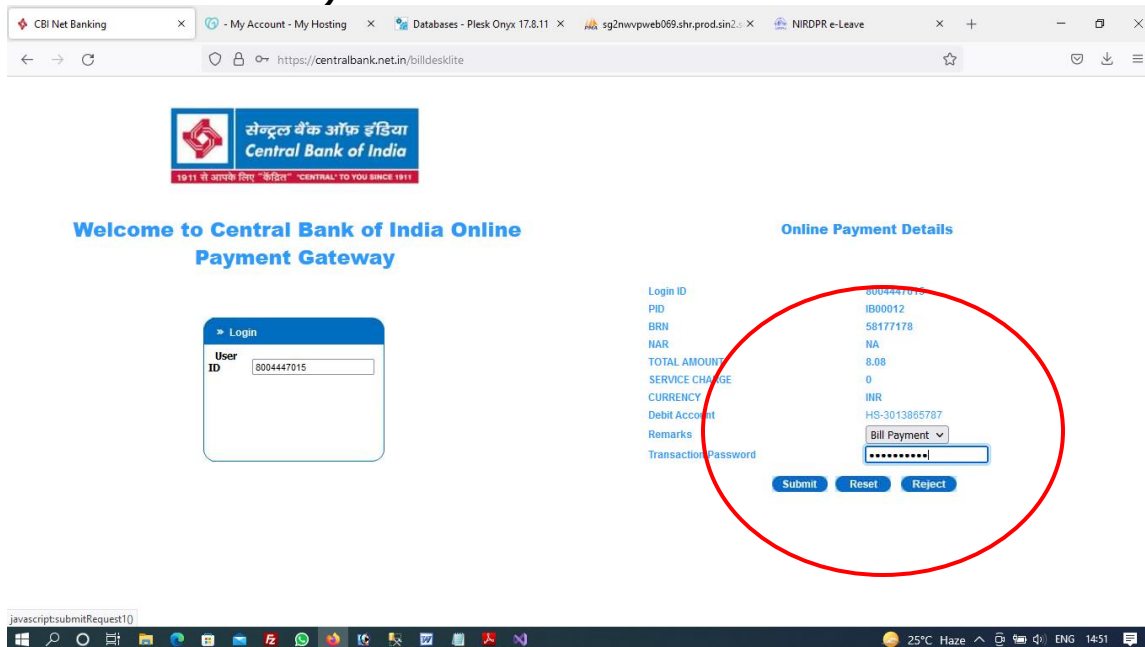


## Step-10: It will ask to login into Bank with Net Banking Credentials to pay





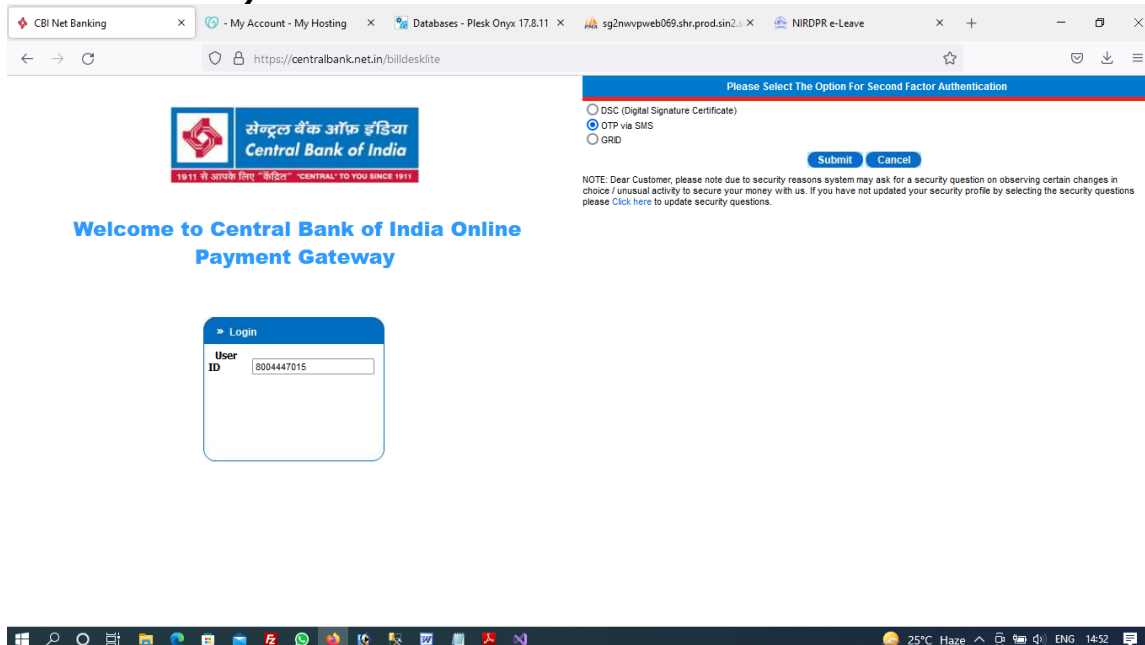
## Step-11: Provide the required credentials ( this screen may be different from one bank to another bank)



The screenshot shows the Central Bank of India Online Payment Gateway login interface. The browser address bar displays <https://centralbank.net.in/billdesklite>. The page features the Central Bank of India logo and the text "Welcome to Central Bank of India Online Payment Gateway". On the left, there is a "Login" section with a "User ID" field containing the value "8004447015". On the right, the "Online Payment Details" section is visible, showing a list of transaction details. A red circle highlights the "Transaction Password" field, which contains a masked password "\*\*\*\*\*". Below the password field are "Submit", "Reset", and "Reject" buttons. The bottom of the browser window shows a Windows taskbar with various application icons and a system tray displaying "25°C Haze" and "ENG 14:51".

Field	Value
Login ID	8004447015
PID	ID00012
BRN	58177178
NAR	NA
TOTAL AMOUNT	8.08
SERVICE CHARGE	0
CURRENCY	INR
Debit Account	HS-3013865787
Remarks	Bill Payment
Transaction Password	*****

## Step-12: Provide /Choose OTP Option ( this screen may be different from one bank to another bank)



The screenshot shows the Central Bank of India Online Payment Gateway OTP selection interface. The browser address bar displays <https://centralbank.net.in/billdesklite>. The page features the Central Bank of India logo and the text "Welcome to Central Bank of India Online Payment Gateway". On the left, there is a "Login" section with a "User ID" field containing the value "8004447015". On the right, the "Please Select The Option For Second Factor Authentication" section is visible. It contains three radio button options: "DSC (Digital Signature Certificate)", "OTP via SMS" (which is selected), and "GRID". Below these options are "Submit" and "Cancel" buttons. A note at the bottom states: "NOTE: Dear Customer, please note due to security reasons system may ask for a security question on observing certain changes in choice / unusual activity to secure your money with us. If you have not updated your security profile by selecting the security questions please Click [here](#) to update security questions." The bottom of the browser window shows a Windows taskbar with various application icons and a system tray displaying "25°C Haze" and "ENG 14:52".

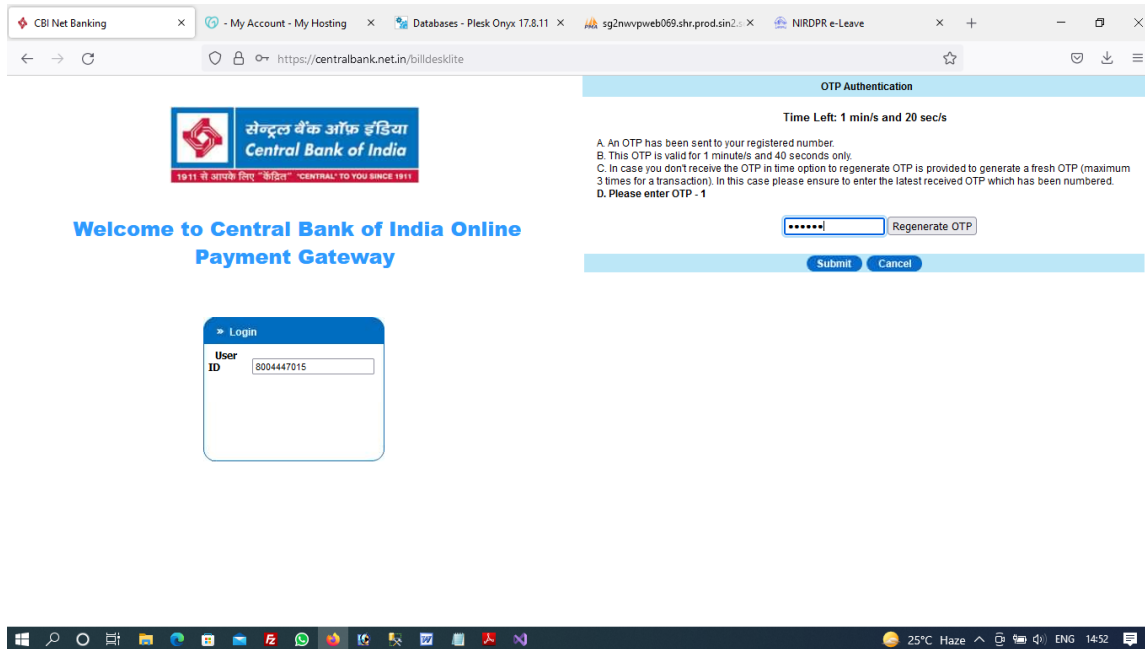
Please Select The Option For Second Factor Authentication

- ☐ DSC (Digital Signature Certificate)
- ☒ OTP via SMS
- ☐ GRID

Submit Cancel

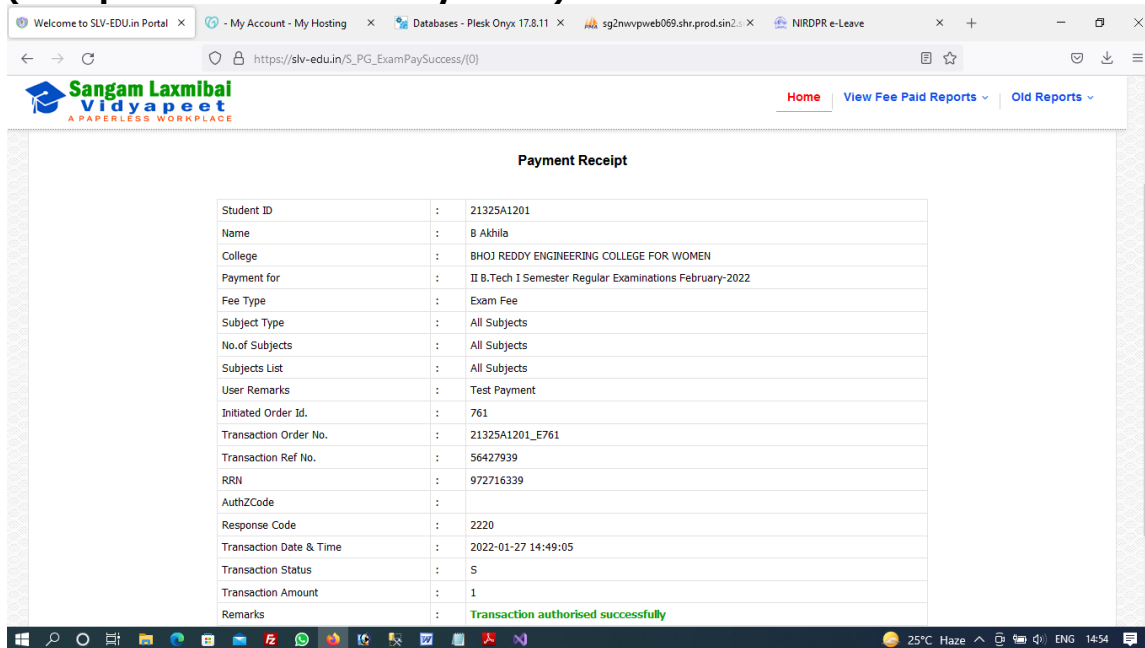
NOTE: Dear Customer, please note due to security reasons system may ask for a security question on observing certain changes in choice / unusual activity to secure your money with us. If you have not updated your security profile by selecting the security questions please Click [here](#) to update security questions.

## Step-13: Provide OTP Details for Complete the Transaction (this screen may be different from one bank to another bank)



The screenshot shows a web browser window with multiple tabs. The active tab is 'CBI Net Banking'. The address bar shows 'https://centralbank.net.in/billdesklite'. The page displays the Central Bank of India logo and the text 'Welcome to Central Bank of India Online Payment Gateway'. Below this is a 'Login' box with a 'User ID' field containing '8004447015'. To the right, there is an 'OTP Authentication' section with a 'Time Left: 1 min/s and 20 sec/s' and instructions: 'A. An OTP has been sent to your registered number. B. This OTP is valid for 1 minute/s and 40 seconds only. C. In case you don't receive the OTP in time option to regenerate OTP is provided to generate a fresh OTP (maximum 3 times for a transaction). In this case please ensure to enter the latest received OTP which has been numbered. D. Please enter OTP - 1'. Below the instructions is a text input field with a masked OTP '\*\*\*\*\*' and a 'Regenerate OTP' button. At the bottom are 'Submit' and 'Cancel' buttons.

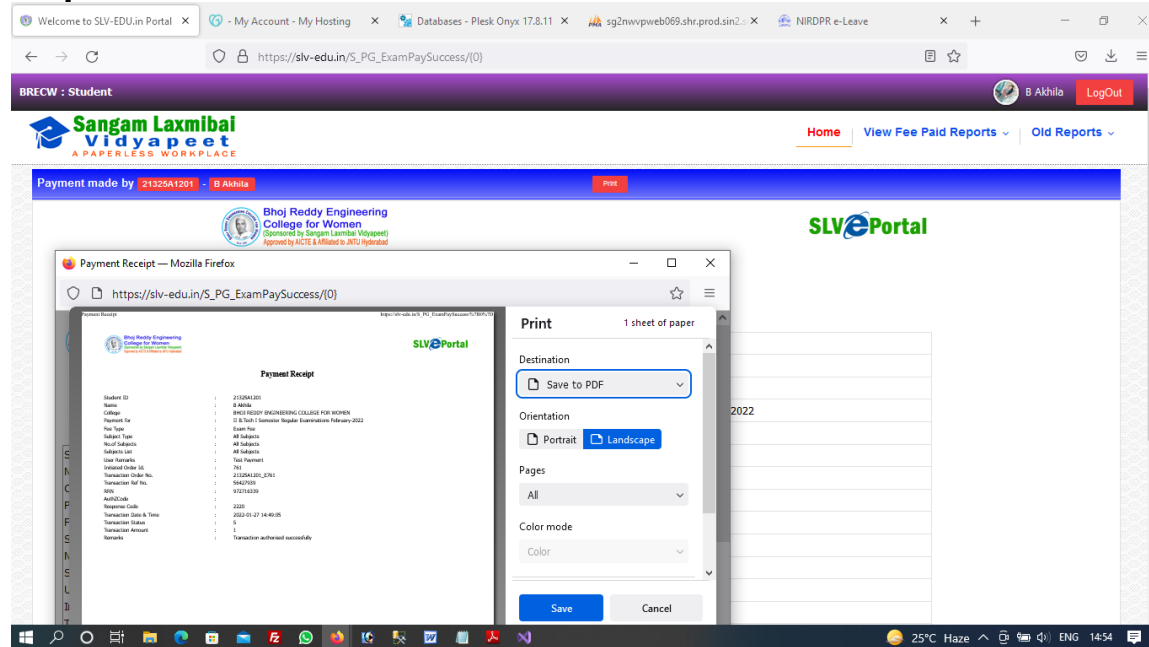
## Step-14: Once payment is successful the following page will appear in next 30 sec (Until please wait without any action)



The screenshot shows a web browser window with multiple tabs. The active tab is 'Welcome to SLV-EDU.in Portal'. The address bar shows 'https://slv-edu.in/S\_PG\_ExamPaySuccess/(0)'. The page displays the Sangam Laxmibai Vidyapeet logo and the text 'Payment Receipt'. Below this is a table with the following data:

Student ID	:	21325A1201
Name	:	B Akhila
College	:	BHOJ REDDY ENGINEERING COLLEGE FOR WOMEN
Payment for	:	II B.Tech 1 Semester Regular Examinations February-2022
Fee Type	:	Exam Fee
Subject Type	:	All Subjects
No. of Subjects	:	All Subjects
Subjects List	:	All Subjects
User Remarks	:	Test Payment
Initiated Order Id.	:	761
Transaction Order No.	:	21325A1201_E761
Transaction Ref No.	:	56427939
RRN	:	972716339
Auth2Code	:	
Response Code	:	2220
Transaction Date & Time	:	2022-01-27 14:49:05
Transaction Status	:	S
Transaction Amount	:	1
Remarks	:	Transaction authorised successfully

**Step-15: Then take a print out this page for your reference or Save this file and keep in mail for future reference.**



The screenshot shows a web browser window with the URL [https://slv-edu.in/S\\_PG\\_ExamPaySuccess/\(0\)](https://slv-edu.in/S_PG_ExamPaySuccess/(0)). The page displays a payment receipt for Bhoj Reddy Engineering College for Women. A print dialog box is open, showing options to save to PDF or print to a printer.

**Payment Receipt — Mozilla Firefox**

Destination: Save to PDF

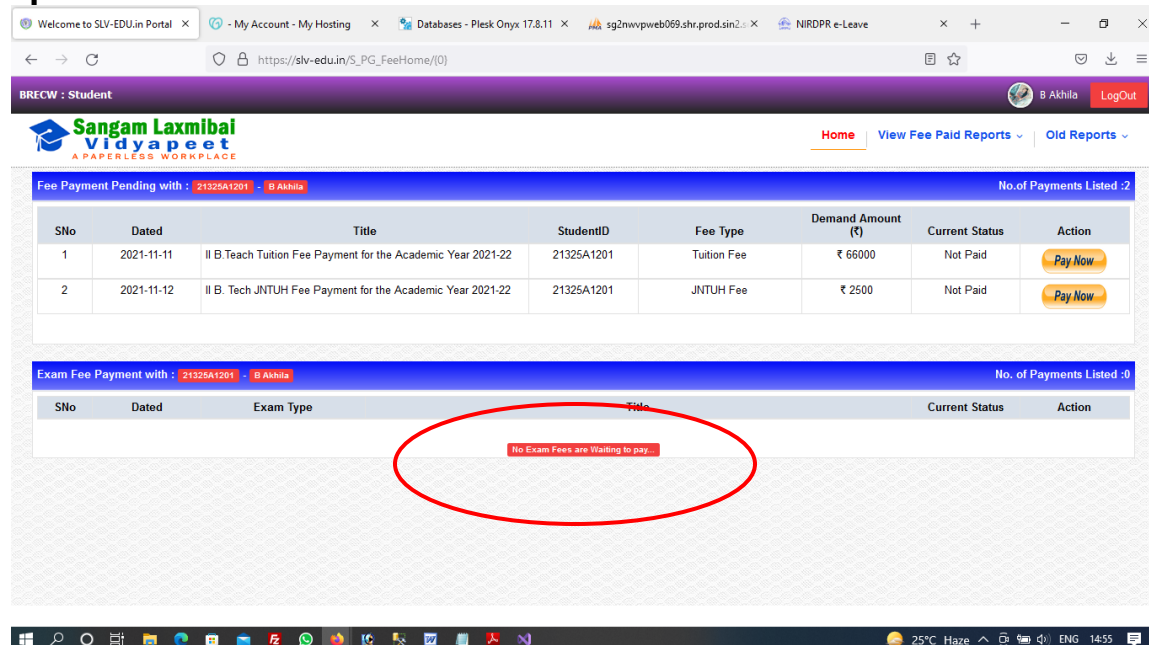
Orientation: Portrait

Pages: All

Color mode: Color

Print

**Step-15: Once payment done successfully, home page(payments pending) will update and shown as bellow**



The screenshot shows the SLV-EDU.in portal with the URL [https://slv-edu.in/S\\_PG\\_FeeHome/\(0\)](https://slv-edu.in/S_PG_FeeHome/(0)). The page displays the 'Fee Payment Pending' section with a table of pending payments. The 'Exam Fee Payment' section shows 'No Exam Fees are Waiting to pay.'

**Fee Payment Pending with : 21325A1201 - B Akhila**

No. of Payments Listed : 2

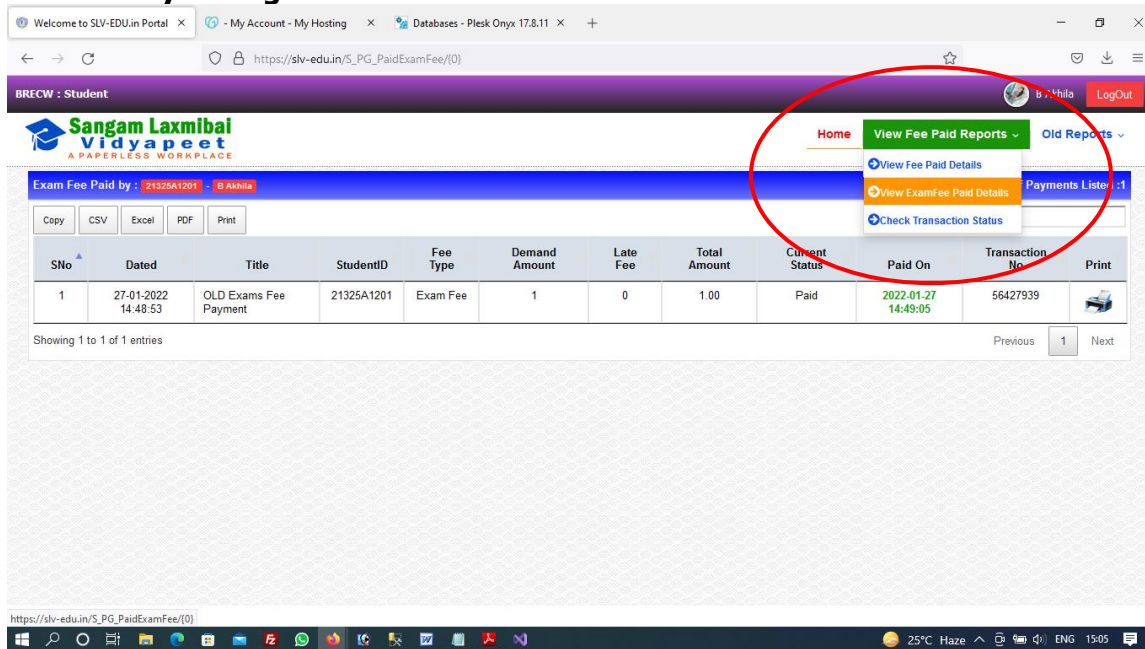
SNo	Dated	Title	StudentID	Fee Type	Demand Amount (₹)	Current Status	Action
1	2021-11-11	II B.Teach Tuition Fee Payment for the Academic Year 2021-22	21325A1201	Tuition Fee	₹ 66000	Not Paid	<a href="#">Pay Now</a>
2	2021-11-12	II B. Tech JNTUH Fee Payment for the Academic Year 2021-22	21325A1201	JNTUH Fee	₹ 2500	Not Paid	<a href="#">Pay Now</a>

**Exam Fee Payment with : 21325A1201 - B Akhila**

No. of Payments Listed : 0

SNo	Dated	Exam Type	Title	Current Status	Action
No Exam Fees are Waiting to pay.					


## Step-16: All successful payment receipts will find from the following screen at any time from your login



The screenshot shows a web browser window with the URL [https://slv-edu.in/S\\_PG\\_PaidExamFee/\(0\)](https://slv-edu.in/S_PG_PaidExamFee/(0)). The page is titled "Exam Fee Paid by : 21325A1201 - B Akhila". A red circle highlights the "View Fee Paid Reports" dropdown menu, which contains the following options:

- View Fee Paid Details
- View Exam Fee Paid Details
- Check Transaction Status

The main content area displays a table with the following data:

SNo	Dated	Title	StudentID	Fee Type	Demand Amount	Late Fee	Total Amount	Current Status	Paid On	Transaction No	Print
1	27-01-2022 14:48:53	OLD Exams Fee Payment	21325A1201	Exam Fee	1	0	1.00	Paid	2022-01-27 14:49:05	56427939	

Showing 1 to 1 of 1 entries

Previous 1 Next